



**Congressional  
Research Service**

Informing the legislative debate since 1914

---

# **A Guide to U.S. Military Casualty Statistics: Operation Freedom's Sentinel, Operation Inherent Resolve, Operation New Dawn, Operation Iraqi Freedom, and Operation Enduring Freedom**

**Hannah Fischer**

Information Research Specialist

August 7, 2015

**Congressional Research Service**

7-5700

[www.crs.gov](http://www.crs.gov)

RS22452

## Summary

This report presents statistics regarding U.S. military and civilian casualties in the active missions Operation Freedom's Sentinel (OFS, Afghanistan) and Operation Inherent Resolve (OIR, Iraq and Syria) and, as well as operations that have ended, Operation New Dawn (OND, Iraq), Operation Iraqi Freedom (OIF, Iraq), and Operation Enduring Freedom (OEF, Afghanistan). It also includes statistics on post-traumatic stress disorder (PTSD), traumatic brain injury (TBI), and amputations. Some of these statistics are publicly available at the Department of Defense's (DOD's) website and others have been obtained through DOD experts.

For more information on pre-2000 casualties, see CRS Report RL32492, *American War and Military Operations Casualties: Lists and Statistics*, by Nese F. DeBruyne and Anne Leland.

This report will be updated as needed.

## Contents

Overall Casualties in OIR, OIF, OND, OEF, and OFS .....	1
Post-Traumatic Stress Disorder .....	2
Traumatic Brain Injury .....	3
Major Limb Amputations.....	6
Other Available Data: Demographic Data on Casualties .....	7

## Figures

Figure 1. Annual Post-Traumatic Stress Disorder Diagnoses in All Services, 2000-June 5, 2015 .....	3
Figure 2. Traumatic Brain Injury Incident Cases, Deployed and Non-Deployed Combined, 2000-2015 Q1 .....	5
Figure 3. Individuals with Major Limb Amputations Due to Battle Injuries in OIF, OND, OIR, OEF, and OFS, October 7, 2001-June 1, 2015.....	7

## Tables

Table 1. Overall Casualties in OIF, OND, and OEF, October 7, 2001- July 28, 2015.....	1
Table 2. Annual New Post-Traumatic Stress Disorder Diagnoses in All Services, 2000-June 5, 2015 .....	2
Table 3. Traumatic Brain Injury Incidents by Classification, Deployed and Non-Deployed Combined, 2000-2015 Q1 .....	4
Table 4. Individuals with Battle-Injury Major Limb Amputations for OEF, OFS, OIF, OND, and OIR, October 7, 2001-June 1, 2015.....	6

## Overall Casualties in OIR, OIF, OND, OEF, and OFS

Operation Enduring Freedom (OEF) began on October 7, 2001, and was primarily conducted in Afghanistan. On December 28, 2014, President Obama announced that OEF had ended.<sup>1</sup> A “follow-on mission,” Operation Freedom’s Sentinel (OFS), was started on January 1, 2015, to “continue training, advising, and assisting Afghan security forces.”<sup>2</sup>

Operation Iraqi Freedom (OIF) began on March 19, 2003, and was primarily conducted in Iraq. On August 31, 2010, President Obama announced that OIF had ended.<sup>3</sup> A transitional force of U.S. troops remained in Iraq under Operation New Dawn (OND), which ended on December 15, 2011.<sup>4</sup> Several thousand U.S. civilian personnel, contract personnel, and a limited number of U.S. military personnel remain in Iraq carrying out U.S. government business and cooperative programs under the auspices of agreements with the Iraqi government. On October 15, 2014, U.S. Central Command designated new military operations in Iraq and Syria against the Islamic State of Iraq and the Levant as Operation Inherent Resolve (OIR).<sup>5</sup> (For more information on war and conflict dates, see CRS Report RS21405, *U.S. Periods of War and Dates of Recent Conflicts*, by Barbara Salazar Torreon.)

Daily updates of total U.S. military and civilian casualties in OIF, OEF, OND, OIR, and OFS can be found at the Department of Defense’s (DOD’s) website, at <http://www.defense.gov/news/casualty.pdf>. **Table 1** gives the overall casualties in OIF, OND, and OEF.

**Table 1. Overall Casualties in OIF, OND, and OEF, October 7, 2001- July 28, 2015**

	Deaths (Hostile and Non-Hostile)	Wounded in Action
Operation Iraqi Freedom	4,424	31,951
Operation Enduring Freedom	2,355	20,071
Operation New Dawn	66	295
Operation Inherent Resolve	7	1
Operation Freedom’s Sentinel	3	33

**Source:** Table compiled by the Congressional Research Service (CRS) using fatality tables from the Department of Defense (DOD), as of July 28, 2015, at <http://www.defense.gov/news/casualty.pdf>.

<sup>1</sup> The White House, Office of the Press Secretary, “Statement by the President on the End of the Combat Mission in Afghanistan,” December 28, 2014, at <https://www.whitehouse.gov/the-press-office/2014/12/28/statement-president-end-combat-mission-afghanistan>.

<sup>2</sup> Department of Defense, “Statement by Secretary of Defense Chuck Hagel on Operation Enduring Freedom and Operation Freedom’s Sentinel,” December 28, 2014, at <http://www.defense.gov/releases/release.aspx?releaseid=17091>.

<sup>3</sup> The White House, Office of the Press Secretary, “Remarks by the President in Address to the Nation on the End of Combat Operations in Iraq,” August 31, 2010, at <http://www.whitehouse.gov/the-press-office/2010/08/31/remarks-president-address-nation-end-combat-operations-iraq>.

<sup>4</sup> Remarks by the President and First Lady on the End of the War in Iraq, December 14, 2011, at <http://www.whitehouse.gov/the-press-office/2011/12/14/remarks-president-and-first-lady-end-war-iraq>.

<sup>5</sup> U.S. Department of Defense, “Centcom Designates Ops Against ISIL as ‘Inherent Resolve’,” October 15, 2014, at <http://www.defense.gov/news/newsarticle.aspx?id=123422&source=GovDelivery>.

## Post-Traumatic Stress Disorder

The U.S. Army Office of the Surgeon General (OSG), using the Defense Medical Surveillance System (DMSS), provided data on the incidence of post-traumatic stress disorder (PTSD) cases. According to Dr. Michael Carino of the OSG, a case of PTSD is defined as an individual with two or more outpatient visits or one or more hospitalizations during which PTSD was diagnosed. The threshold of two or more outpatient visits is used in the DMSS to increase the likelihood that the individual has, or had, clinically diagnosable PTSD. A single visit on record commonly reflects a servicemember who was evaluated for possible PTSD, but did not actually meet the criteria for clinical diagnosis.

In this data set, an incident of PTSD among deployed servicemembers is defined as occurring when a deployed servicemember was diagnosed with PTSD at least 30 days after being deployed.<sup>6</sup>

**Table 2. Annual New Post-Traumatic Stress Disorder Diagnoses in All Services, 2000- June 5, 2015**

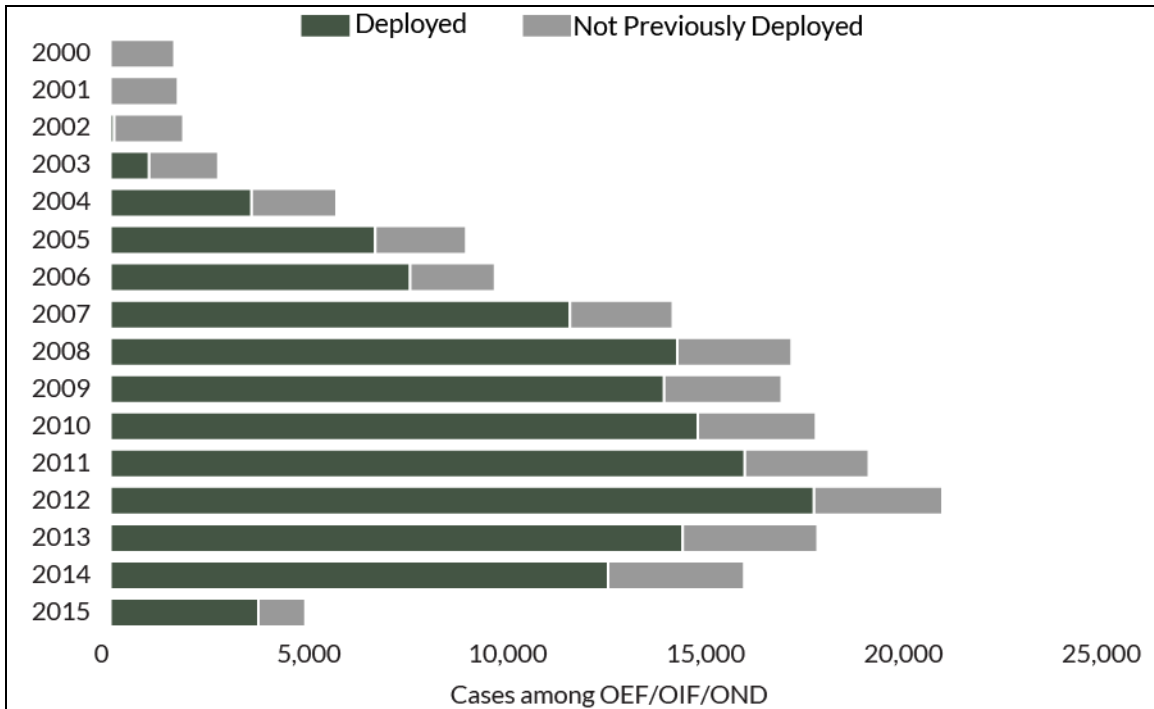
Year	Incident Cases (Not Previously Deployed)	Incident Cases Among OEF/OFS/OIF/OND/OIR Deployed
2000	1,612	—
2001	1,705	—
2002	1,749	90
2003	1,746	978
2004	2,145	3,566
2005	2,298	6,688
2006	2,145	7,570
2007	2,596	11,609
2008	2,883	14,322
2009	2,975	13,984
2010	2,984	14,839
2011	3,135	16,024
2012	3,244	17,773
2013	3,414	14,452
2014	3,442	12,570
2015 (partial year)	1,191	3,732
<b>Total</b>	<b>39,264</b>	<b>138,197</b>

**Source:** CRS communication with Dr. Michael Carino, Army Office of the Surgeon General, June 25, 2015. Data from Defense Medical Surveillance System (DMSS).

**Notes:** “Deployed” incident cases indicate a deployment to OEF/OFS/OIF/OND/OIR for longer than 30 days at the time of PTSD diagnosis. Also, the 2015 data are for a partial year. These data are identical to the data in **Figure I**.

<sup>6</sup> CRS communication with Department of Defense, Office of the Secretary of Defense liaison, September 21, 2010.

**Figure 1. Annual Post-Traumatic Stress Disorder Diagnoses in All Services, 2000-June 5, 2015**



**Source:** CRS communication with Dr. Michael Carino, Army Office of the Surgeon General, June 25, 2015. Data from Defense Medical Surveillance System (DMSS).

**Notes:** Deployed servicemembers have been deployed to OEF/OFS/OIF/OND/OIR for longer than 30 days at the time of PTSD diagnosis. The 2015 data are for a partial year and are not to be compared to the other bars that describe a full year. These data are identical to the data in **Table 2**.

## Traumatic Brain Injury

Many statistics on traumatic brain injury (TBI) are available to the public, at the Defense and Veterans Brain Injury Center, at <http://dvbic.dcoe.mil/dod-worldwide-numbers-tbi>. Unlike PTSD numbers, which are segmented by those deployed and those not previously deployed, TBI numbers represent medical diagnoses of TBI that occurred anywhere U.S. forces are located, including the continental United States.<sup>7</sup>

<sup>7</sup> Defense and Veterans Brain Injury Center, at <http://www.dvbic.org/dod-worldwide-numbers-tbi>. The DOD categorizes TBI cases as mild, moderate, severe, or penetrating. Mild TBI is characterized by a confused or disoriented state lasting less than 24 hours; loss of consciousness for up to 30 minutes; memory loss lasting less than 24 hours; and structural brain imaging that yields normal results. Moderate TBI is characterized by a confused or disoriented state that lasts more than 24 hours; loss of consciousness for more than 30 minutes, but less than 24 hours; memory loss lasting greater than 24 hours but less than seven days; and structural brain imaging yielding normal or abnormal results. Severe TBI is characterized by a confused or disoriented state that lasts more than 24 hours; loss of consciousness for more than 24 hours; memory loss for more than seven days; and structural brain imaging yielding normal or abnormal results. A penetrating TBI, or open head injury, is a head injury in which the dura mater, the outer layer of the system of membranes that envelops the central nervous system, is penetrated. Penetrating injuries can be caused by high-velocity projectiles or objects of lower velocity, such as knives, or bone fragments from a skull fracture that are driven into the brain. “Not Classifiable” indicates additional incident information is required prior to TBI categorization.

**Table 3. Traumatic Brain Injury Incidents by Classification, Deployed and Non-Deployed Combined, 2000-2015 Q1**  
(as of June 5, 2015)

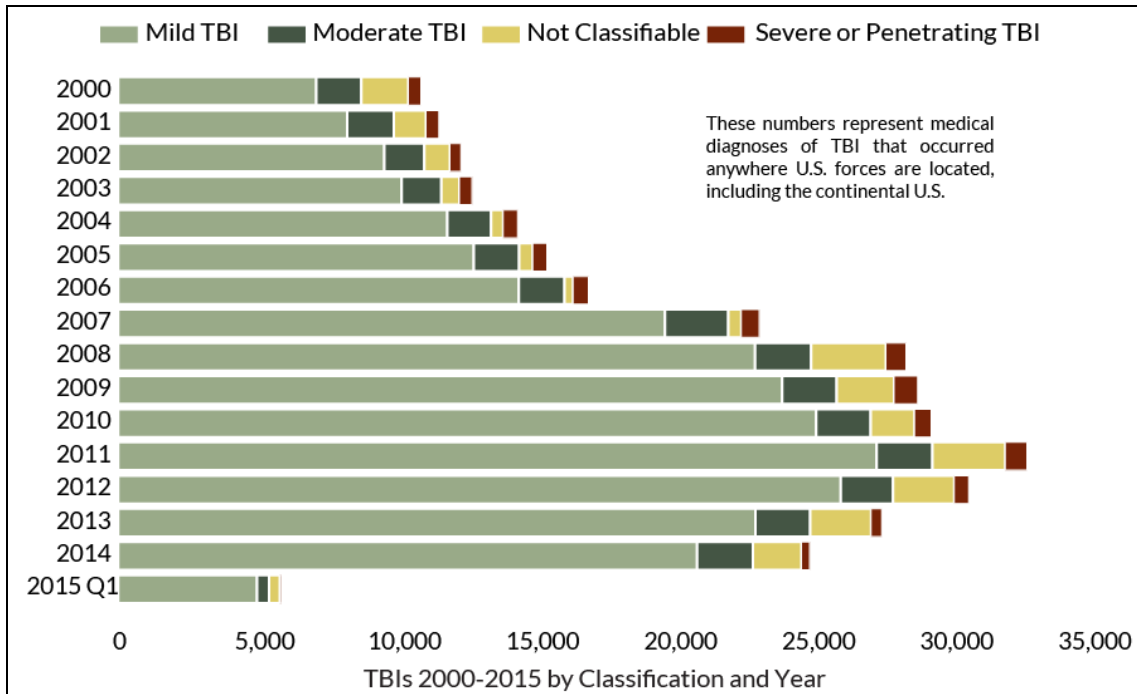
Year	Penetrating or Severe	Moderate	Mild	Not Classifiable	Total
2000	455	1,625	7,177	1,701	10,958
2001	478	1,686	8,298	1,157	11,619
2002	396	1,455	9,636	920	12,407
2003	458	1,441	10,265	651	12,815
2004	522	1,591	11,916	439	14,468
2005	515	1,645	12,881	489	15,530
2006	563	1,667	14,506	300	17,036
2007	649	2,300	19,805	464	23,218
2008	735	2,028	23,067	2,708	28,538
2009	863	1,971	24,044	2,080	28,958
2010	603	1,965	25,280	1,594	29,442
2011	787	2,018	27,464	2,638	32,907
2012	526	1,887	26,172	2,216	30,801
2013	382	1,995	23,073	2,196	27,646
2014	303	2,010	20,972	1,759	25,044
2015 Q1	52	444	5,024	392	5,912
<b>Total</b>	<b>8,287</b>	<b>27,728</b>	<b>269,580</b>	<b>21,704</b>	<b>327,299</b>

**Source:** CRS communication with Dr. Michael Carino, Army Office of the Surgeon General, June 25, 2015. Defense Medical Surveillance System (DMSS), Defense and Veterans Brain Injury Center, <http://www.dvbic.org/dod-worldwide-numbers-tbi>.

**Notes:** The 2015 data are for a partial year. These data are identical to the data in **Figure 2**.

**Figure 2. Traumatic Brain Injury Incident Cases, Deployed and Non-Deployed Combined, 2000-2015 Q1**

(as of June 5, 2015)



**Source:** CRS communication with Dr. Michael Carino, Army Office of the Surgeon General, June 25, 2015. Defense Medical Surveillance System (DMSS), Defense and Veterans Brain Injury Center, <http://www.dvbic.org/dod-worldwide-numbers-tbi>.

**Notes:** The 2015 data are for a partial year and are not to be compared to the other bars that describe a full year. These data are identical to the data in **Table 3**.



## Major Limb Amputations<sup>8</sup>

**Table 4** shows the number of individuals with battle-injury major limb amputations for OEF, OFS, OIF, OND, and OIR. A major limb amputation includes the loss of one or more limbs, the loss of one or more partial limbs, or the loss of one or more full or partial hand or foot. The total number of individuals with major limb amputations as of June 1, 2015, is 1,645.

**Table 4. Individuals with Battle-Injury Major Limb Amputations for OEF, OFS, OIF, OND, and OIR, October 7, 2001-June 1, 2015**

Year	OEF & OFS	OIF, OND, OIR	Total
2001	1	—	1
2002	1	—	1
2003	9	71	80
2004	6	152	158
2005	17	147	164
2006	9	147	156
2007	16	197	213
2008	30	67	97
2009	67	24	91
2010	207	2	209
2011	257	3	260
2012	154	1	155
2013	39	—	39
2014	15	1	16
2015 (partial year)	5	—	5
<b>Total</b>	<b>833</b>	<b>812</b>	<b>1,645</b>

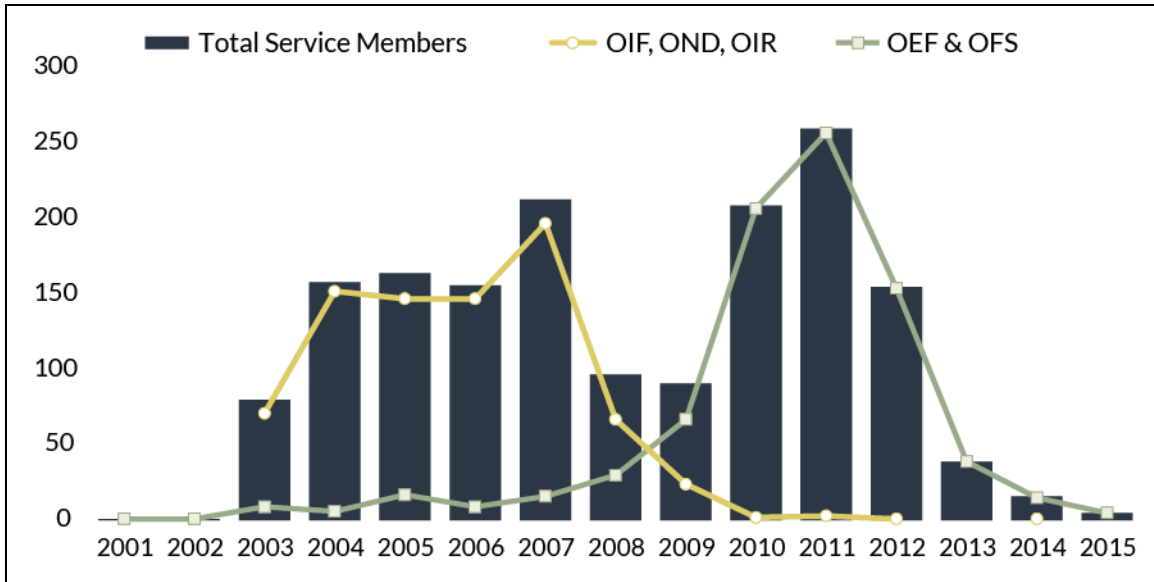
**Source:** CRS communication with Dr. Michael Carino, Army Office of the Surgeon General, June 25, 2015.

**Notes:** The 2015 data are for a partial year. These data are identical to the data in **Figure 3**.

**Figure 3** charts the number of major limb amputations due to a battle injury in OIF, OND, OIR, OEF, and OFS from 2001 through June 1, 2015, for all services.

<sup>8</sup> A previous update of this report included major and minor limb amputations. However, statistics on minor limb amputations were not available for this update.

**Figure 3. Individuals with Major Limb Amputations Due to Battle Injuries in OIF, OND, OIR, OEF, and OFS, October 7, 2001-June 1, 2015**



**Source:** CRS communication with Dr. Michael J. Carino, Army Office of the Surgeon General, June 25, 2015. Data from DOD-VA Extremity Trauma & Amputation Center of Excellence (EACE).

**Notes:** The 2015 data are for a partial year and are not to be compared to the other bars that describe a full year. These data are identical to the data in **Table 4**.

## Other Available Data: Demographic Data on Casualties

DOD provides data on the demographics of servicemembers who have died or been wounded in action in OIF, OND, and OEF through the Defense Casualty Analysis System at <https://www.dmdc.osd.mil/dcass/pages/casualties.xhtml>. To find this information, select a conflict and select between “deaths” or “wounded in action,” and then select from the demographic categories, including gender, age, race, and ethnicity. Similar data have not yet been publically released for OEF and OIR.

### Author Contact Information

Hannah Fischer  
 Information Research Specialist  
 hfischer@crs.loc.gov, 7-8989